



Fluid Solutions in Marine
Operations & Management



MPI OFFSHORE
BWEA October 2008



BACK DROP

Dec 1999

- **Brent Crude \$9.99 per barrel**
- **Offshore Wind Viability**
- **No Pure Engineering Solution**



HISTORY

January 2000

- **The Market as then
3.GW**

- **UK Round One
1. GW**

2002/2003

- **UK Round Two
6 / 7 GW**



MV 'MPI Resolution'



TIV MV RESOLUTION

Construction Nov 01 to Dec 03

- **In Service March 04**
- **Up to Date has Installed**
- **146 Foundations**
- **87 Wind Turbines**

MARKET OVERVIEW

2020 THE GOALS

UK	25 GW
GERMANY	38 GW

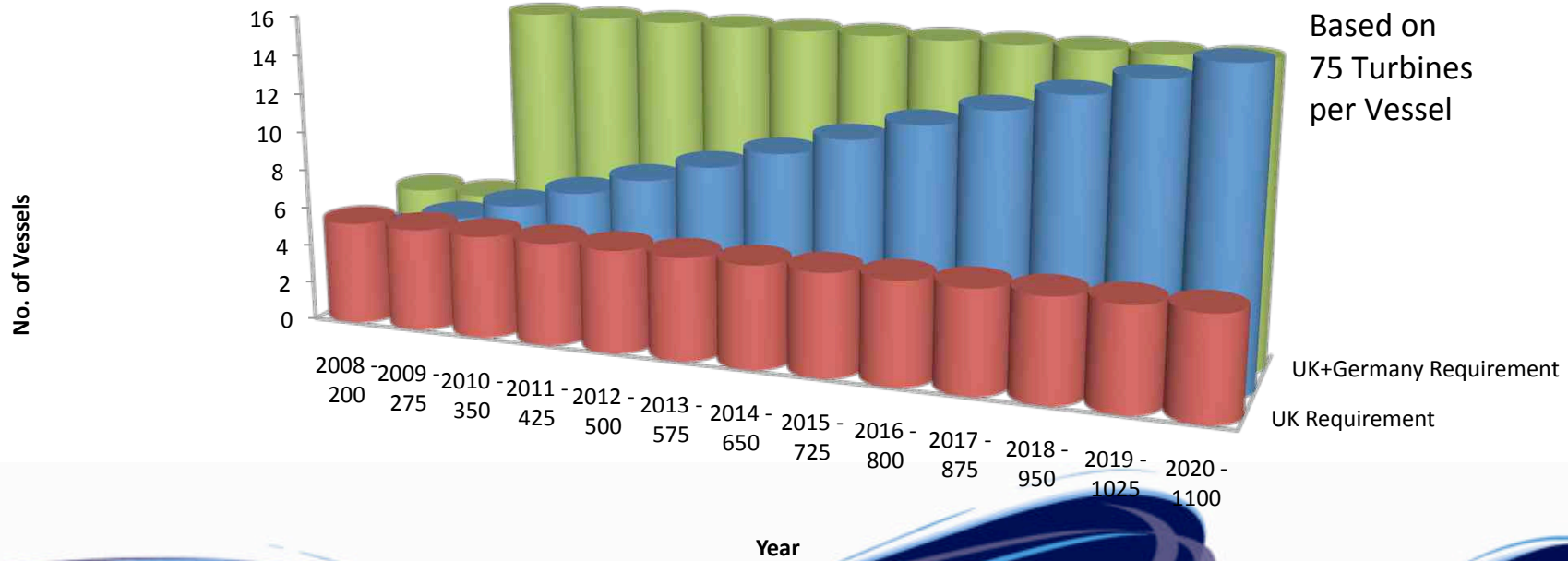
Based on 5MW Turbine Installation Rate

UK	400 per annum
GERMANY	760 per annum
PRESENT VESSELS CAPABILITY	200 per annum
SHORT FALL	960 per annum

No of Vessel Required @ 75 per annum per vessel


12.8

2020 The Graph




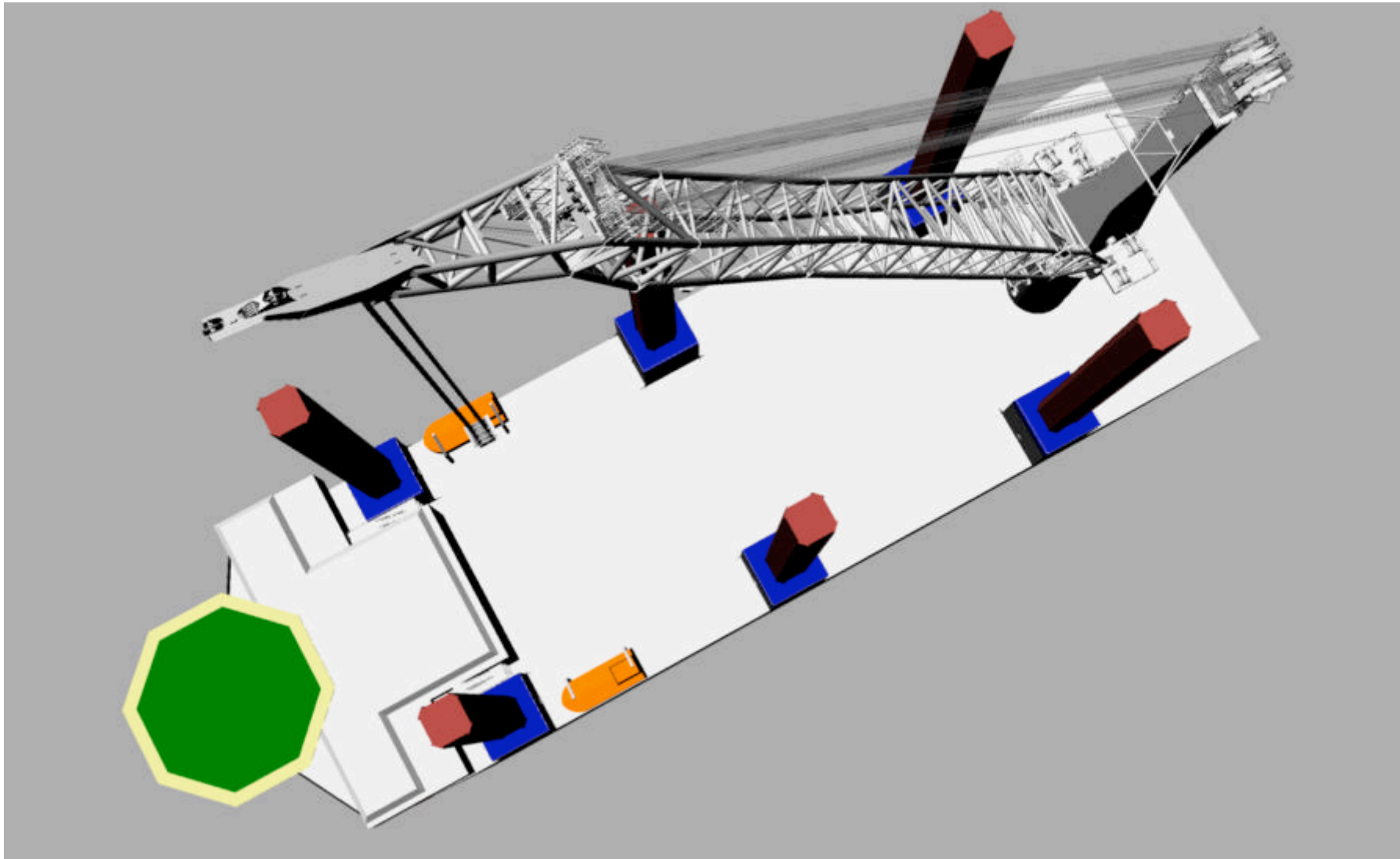


M/V MPI Adventure & Discovery



Perspective







MPI Offshore



THE INDUSTRIES CHALLENGE

COMMITMENT

Clarity of Schedule

CONTINUITY

Rolling out of Projects

COLLABORATION

Framework Agreements – Long Term Charters



